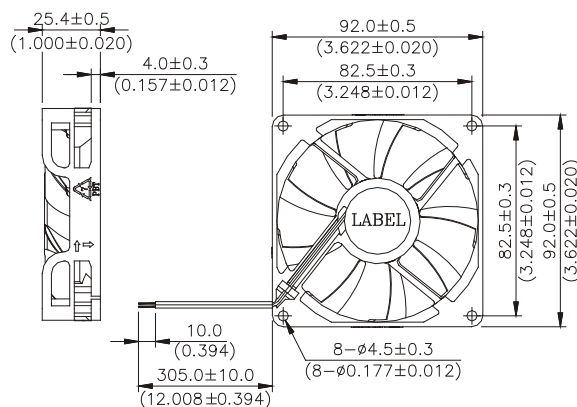


*New*



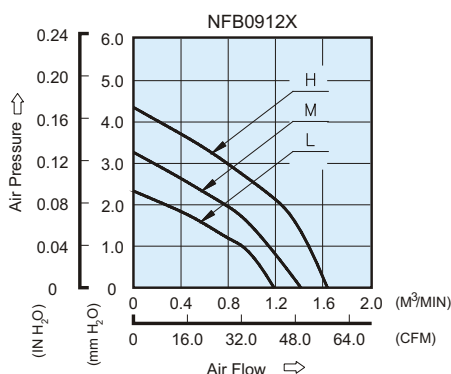
## NFB 92 x 92 x 25.4 MM SERIES

### DIMENSIONS DRAWING

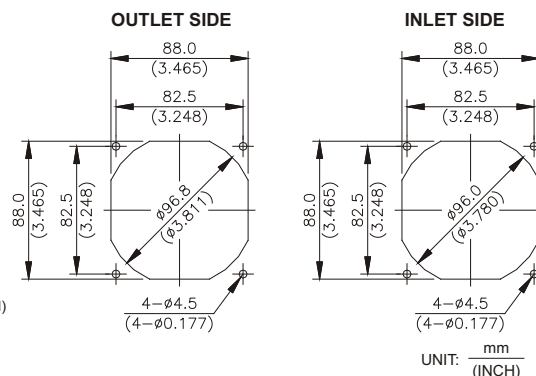


- \* Bearing Type  
Ball Bearings
- \* Material  
Impeller & Frame : Plastic (UL 94V-0)
- \* Lead Wires :  
UL 1007 AWG #24 OR Equivalent  
Red Wire Positive (+)  
Black Wire Negative (-)
- \* Weight : 110g (3.88 oz)

### P & Q CURVE (AT RATED VOLTAGE)



### MOUNTING PANEL CUTOUT



MODEL		Rated Voltage	Operating Voltage Range	Rated Current	Rated Input Power	Speed	Maximum Air Flow		Maximum Air Pressure		Noise
PART NO.	FUNCTION	VDC	VDC	Amp	Watt	R.P.M.	m <sup>3</sup> /min	CFM	mmH <sub>2</sub> O	IN H <sub>2</sub> O	dB-A
NFB0912L	-R00 / -F00	12	4.0 to 13.8	0.14	1.68	2100	1.190	42.02	2.33	0.092	29.1
NFB0912M	-R00 / -F00	12	4.0 to 13.8	0.19	2.28	2450	1.413	49.90	3.26	0.128	36.0
NFB0912H	-R00 / -F00	12	4.0 to 13.8	0.34	4.08	2850	1.640	57.92	4.35	0.171	38.6

- \* Function type is optional.
- \* The max. air flow and the speed are measured in free air ; max. air pressure is measured at zero air flow.
- \* Noise is measured in anechoic chamber in free air, one meter from intake side.
- \* All readings are typical values at rated voltage.
- \* Specifications are subject to change without notice.